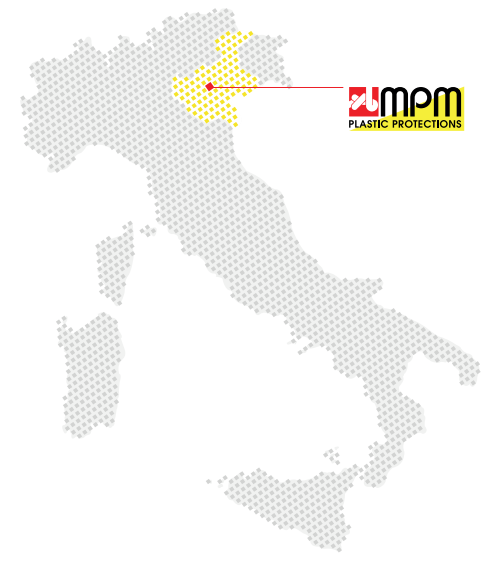


ALWAYS THE BEST PROTECTION PROFILES



MADE IN
ITALY





SAFETY ENGINEERING
FOR A SAFE WORK

Safeway360

SEGURIDAD GLOBAL

Exterior & Interior

Protección de personas



Protección de activos y bienes



Señalización temporal y definitiva



Delimitaciones de zonas de trabajo



Diseño y soluciones a medida



ESTUDIO Y PROYECTO



PRODUCTO E INSTALACIÓN



POSTVENTA Y MANTENIMIENTO

06

DOORS

Safety gate system with different opening possibilities, ideated to be installed on our pedestrian barriers. Designed by following an innovative technical design that combines speed and simplicity in the steps of installation and cleaning. Available in different opening systems.

Sistema di cancelli antiurto ideati per l'installazione nelle nostre barriere di protezione per aree pedonali. Progettati seguendo un innovativo disegno tecnico che coniuga rapidità e semplicità nelle fasi di installazione e pulizia. Disponibili molteplici sistemi di apertura.

Système de portillons résistant aux chocs étudié pour l'installation de nos barrières de protections pour les zones piétons. Portillons conçus suivant un design innovant qui combine rapidité et simplicité pendant le montage et le nettoyage. Différents systèmes d'ouvertures disponibles.


Sistema de puertas antigolpe diseñadas para la instalación de nuestras barreras de protección para áreas peatonales. Diseñado según un diseño técnico innovador que une velocidad y simplicidad en las fases de instalación y limpieza. Están disponibles varios sistemas de apertura.



FULL FRAME



Full frame




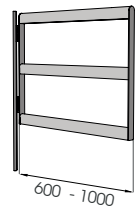
DOOR PEDESTRIAN 90



DP 90 ONE WAY

Equipped with accessories

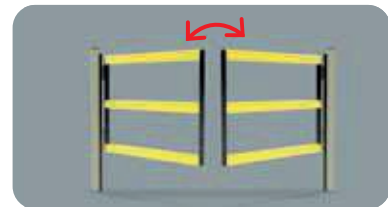
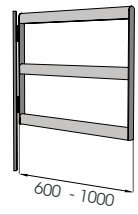
Packing Colour **to be defined**
M



DP 90 SWING

Equipped with accessories

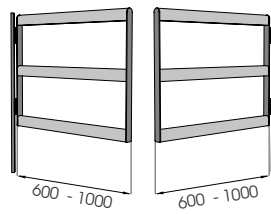
Packing Colour **to be defined**
M




DP 90 SWING DOUBLE

Equipped with accessories

Packing Colour **to be defined**
M




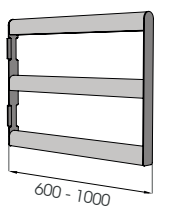
DOOR PEDESTRIAN 150



DP 150 ONE WAY

Equipped with accessories


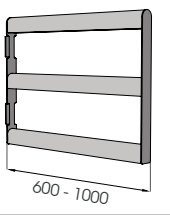
Packing Colour **to be defined**
M



DP 150 SWING

Equipped with accessories

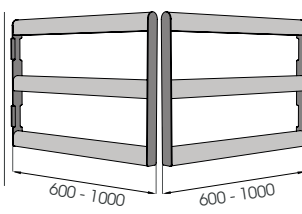
Packing Colour **to be defined**
M



DP 150 SWING DOUBLE

Equipped with accessories

Packing Colour **to be defined**
M



LIFT GATE 90

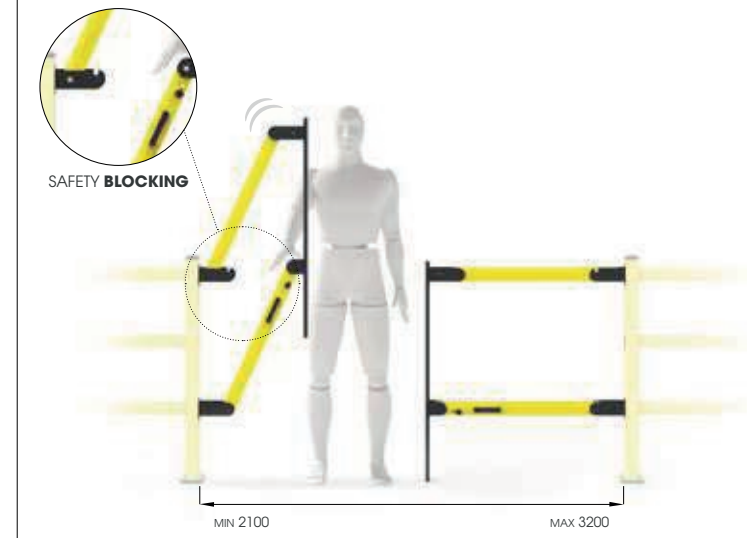
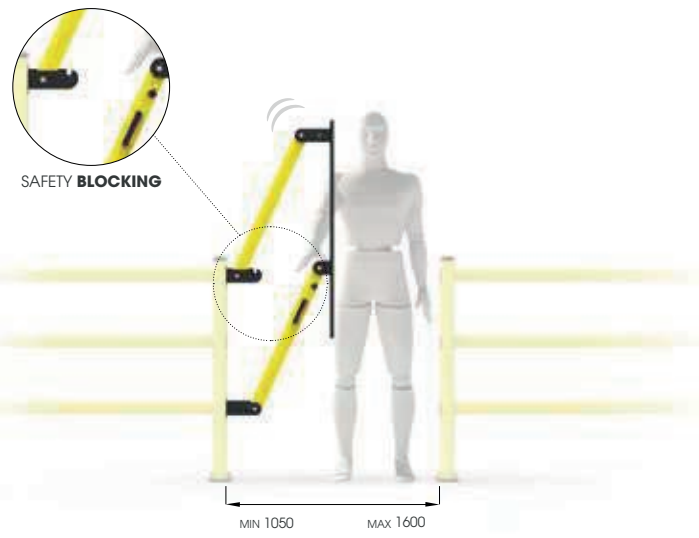
DIFFERENT SIZES ON REQUEST

NEW

LIFT GATE 90 DOUBLE



DOUBLE GATE



LIFT GATE 90

Equipped with accessories

Packing Colour **to be defined**

M




LIFT GATE 90 DOUBLE

Equipped with accessories

Packing Colour **to be defined**

M

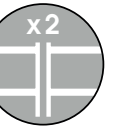


LIFT GATE 150

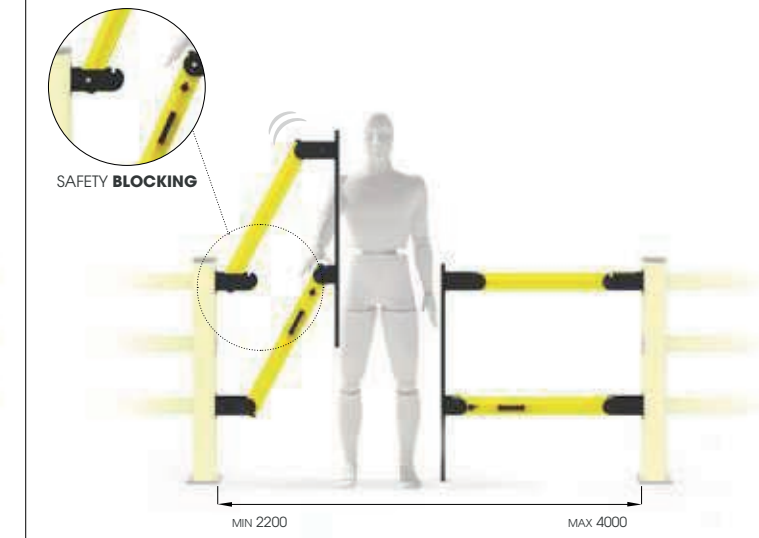
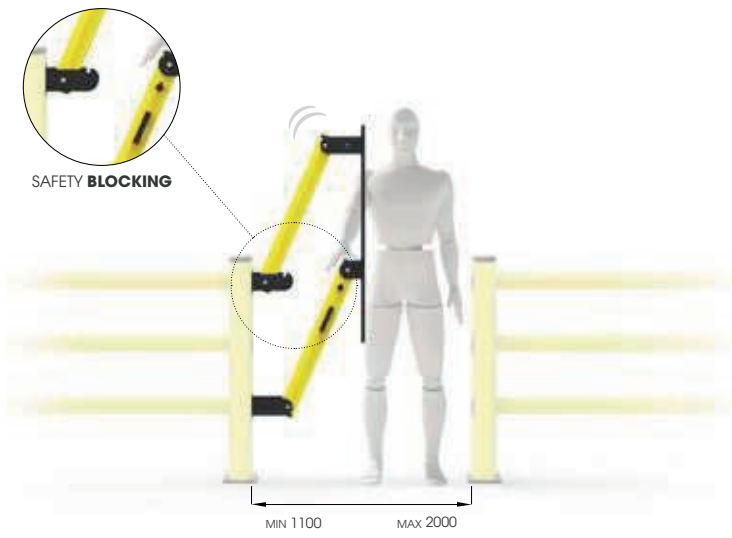
DIFFERENT SIZES ON REQUEST

NEW

LIFT GATE 150 DOUBLE



DOUBLE GATE



LIFT GATE 150

Equipped with accessories

Packing Colour **to be defined**

M



LIFT GATE 150 DOUBLE

Equipped with accessories

Packing Colour **to be defined**

M

