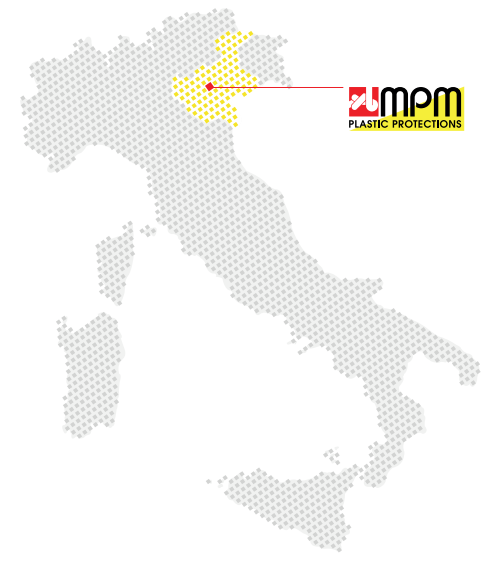


# ALWAYS THE BEST PROTECTION PROFILES





SAFETY ENGINEERING  
FOR A SAFE WORK

Safeway360


SEGURIDAD GLOBAL

# Exterior & Interior

Protección de personas



Protección de activos y bienes



Señalización temporal y definitiva



Delimitaciones de zonas de trabajo



Diseño y soluciones a medida



ESTUDIO Y PROYECTO



PRODUCTO E INSTALACIÓN



POSTVENTA Y MANTENIMIENTO



# 07

# LINK


The first adaptable barrier in the world thanks to the new connection system. Rail adjustable height, easy to set up, higher resistance in the most critical points.

Prima barriera al mondo regolabile a piacimento con nuovo sistema di raccordo. Altezza regolabile, facilmente componibili e resistenza potenziata nei punti piu' critici.

Première barrière au monde à modifier aux besoins avec un nouveau système de jonction. Hauteur à changer, facile à assembler et résistance renforcée aux points plus compliqués.

Primera barrera del mundo ajustable según lo necesario con un nuevo sistema de ajuste. Altura ajustable, fácilmente componibles y resistencia potenciada en los puntos más críticos.

**NEW  
PRODUCT**




**ADAPTABLE  
HEIGHT**  
↕  
**ON YOUR  
NEEDS**

**LINK 150/3**



Link  
**DIFFERENT  
SIZES ON  
REQUEST**


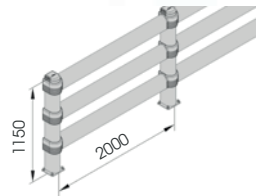
**M12  
GALVANISED STEEL**



**LINK 150/3**

Packing **unpacked on pallet**  
Colour **M**

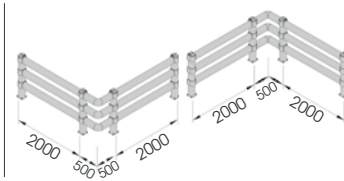
Equipped with accessories



**LINK 150/3  
CORNER**

Packing **unpacked on pallet**  
Colour **M**

Equipped with accessories






# LINK 150/2





DIFFERENT SIZES ON REQUEST



# LINK 150/1



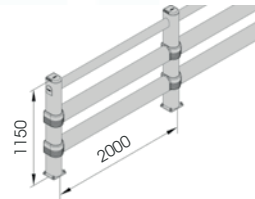
DIFFERENT SIZES ON REQUEST



LINK 150/2

Equipped with accessories

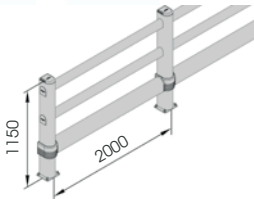
Packing Colour **M** unpacked on pallet



LINK 150/1

Equipped with accessories

Packing Colour **M** unpacked on pallet







# LINK LM



DIFFERENT SIZES ON REQUEST




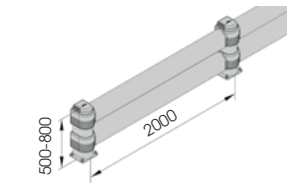
M12 GALVANISED STEEL



LINK LM 500 800

Equipped with accessories

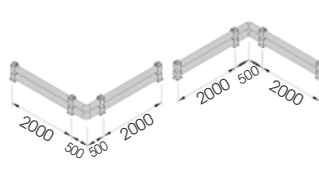
Packing Colour **M** unpacked on pallet



LINK LM CORNER

Equipped with accessories


Packing Colour **M** unpacked on pallet




# LINK SINGLE



DIFFERENT SIZES ON REQUEST



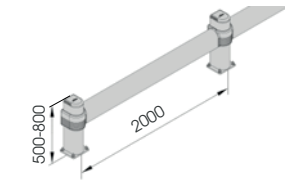
M12 GALVANISED STEEL



LINK SINGLE 500 800

Equipped with accessories

Packing Colour **M** unpacked on pallet



LINK SINGLE CORNER

Equipped with accessories

Packing Colour **M** unpacked on pallet

